

Range Control

Range Control

OPERATIONS PLAYBOOK

UNCLASSIFIED

Table of Contents

Vehicle Accident	3
Missing or Unaccounted SM or Civilian	4
Aircraft Accident	5
HAZMAT Spill	6
Serious Physical Altercation	7
Serious Injury of Service Member or Civilian Employee	8
Death of Service Member or Civilian Employee	9
Attempted suicide by a soldier, airman or civilian employee	10
Medevac	11
Bomb Threat	12
Explosive Incident	13
Discovery of UXO	14
Shots fired unrelated to training	15
Negligent Discharge of Weapon	16
Shots fired at personnel	17-18
Demonstration	19-20
Discovery of Human Remains	21
Missing Sensitive Item	22
Civilian on Civilian violence	23
Unit report of Hostile action	24
Discovery of WMD, React to Chemical Agent	25
Fire!	26
Poaching	27

INCIDENT: VEHICLE ACCIDENT

Vehicle Accident

IMMEDIATE ACTIONS BY UNIT

- (1) Establishes FP measures
 - Secures local area
 - Assesses the situation
- (2) If injuries involved begin first aid, see 'MEDEVAC Drill' initiates contact with Range Control.
- (3) Gather information on personnel and vehicles involved and draw sketch of accident (digital photos)
- (4) Establish TCPs to control traffic in the area
- (5) If HAZMAT involved 'see HAZMAT Drill'
- (6) Conduct recovery of vehicles and equipment
- (7) Track which hospitals or Aid Stations the injured personnel are sent.
- (8) Notify Higher HQs
- (9) Complete Serious Incident report (SIR)

SALUTE (SALTA) REPORT to Range Control:

- S: Size**
- (1) Size of the accident, # of vehicles by type involved
 - (2) How many injured? What are the injuries?
 - (3) Number and position in vehicle of all personnel involved
 - (4) Obtain vehicle information for all persons involved
- A: Activity**
- (1) What was the cause of the accident
 - (2) Damage to vehicles
- L: Location**
- (1) Location of the accident (8 Digit Grid)
- T: Time**
- (1) Time the accident occurred?
- A: Actions:**
- (1) Actions taken by unit.
 - (2) Assets/support needed from Range Control /Range Control?

2. Fire Desk verifies notification of appropriate personnel:

Notification Tree:

- (1) Range Control Office– 928-773-3155 or Radio
- (2) CNSecurity – 928-773-3297
- (3) OPS NCO - 928-607-5749

3. CNSecurity moves to scene of accident to conduct investigations

4. Unit, CN Security, submit closure reports (SIR, Accident Report, etc.)

5. Fire Desk closes out the incident once all casualties are at hospital and vehicles are recovered

6. End of Mission

INCIDENT: MISSING OR UNACCOUNTED SM OR CIV

**Service Member
is MISSING**

1. Unit involved secures site, notifies Fire Desk

IMMEDIATE ACTIONS BY UNIT

- (1) Establishes FP measures
 - Secures local area
 - Assesses the situation
- (2) Identify when/where the SM was last seen
- (3) Gather information on personnel and vehicles involved; back trace routes used and day's activities
- (4) Establish TCPs to control traffic in the area
- (5) Conduct thorough search of the area and routes
- (6) Conduct recovery of vehicles and equipment
- (7) Track which hospitals or Aid Stations the injured personnel are sent.
- (8) Notify Higher HQs

SALUTE (SALTA) REPORT to Range Control:

- S: Size**
(1) How many individuals are missing?
- A: Activity**
(1) Name and battle roster # of missing individual
(2) What was the individual doing before identified as missing?
- L: Location (8 Digit Grid)**
(1) Where was the individual last seen?
- T: Time**
(1) Time the individual was last seen?
- A: Actions:**
(1) Actions taken by unit.
(2) Assets/support needed from Range Control /Higher Command?

2. Fire Desk verifies notification of appropriate personnel:

Notification Tree:

- (1) Range Control Office– 928-773-3158 or Radio
- (2) CN Security – 928-773-3297
- (3) JOC- 602-267-2428/2583

Implement Personnel Recovery Plan

3. CN Security moves to scene of incident to conduct investigations

3a. LEA Launches an aircraft to the area in support of Security & Unit.

4. Unit, CN Security, submit closure reports (SIR, Accident Report, etc.)

5. Fire Desk closes out the incident once all casualties are at hospital and vehicles are recovered

6. End of Mission

INCIDENT: AIRCRAFT ACCIDENT

Aircraft Accident

1. Unit in immediate vicinity secures site, notifies Fire Desk

IMMEDIATE ACTIONS BY UNIT

- (1) Establishes FP measures
 - Secures local area
 - Assesses the situation
 - Provides SALTA report to Range Control.
- (2) If injuries involved begin first aid, see 'Medevac Drill' contacts 9-1-1 if necessary .
- (3) Gather information on personnel and aircraft involved and draw sketch of accident (digital photos)
- (4) Establish TCPs to control traffic in the area
- (5) If HAZMAT involved 'see HAZMAT Drill'
- (6) Conduct recovery of personnel and equipment
- (7) Track to which hospitals or Aid Stations the injured personnel are sent
- (8) Notify Higher HQs

S: Size

- (1) Size of the accident, # of aircraft by type involved
- (2) How many injured? What are the injuries?
- (3) Battle Roster Number, nationality, address, and position in aircraft of all personnel involved
- (4) Obtain vehicle information on all involved

A: Activity

- (1) What was the cause of the accident
- (2) Damage to aircraft

L: Location

- (1) Location of the accident (8 Digit Grid)

T: Time

- (1) Time the accident occurred?

A: Actions:

- (1) Actions taken by unit.
- (2) Assets/support needed from Range Control/Range Control?

2. Fire Desk verifies notification of appropriate personnel:

Notification Tree:

- (1) Range Control Office- 928-773-3155 or Radio
- (2) CNSecurity – 928-773-3297
- (3) JOC - 602-267-2428/2583

3. CN Security and CN Fire move to scene of accident to conduct investigations

- 3a Law enforcement and Fire Department Notified.
- 3b. Conducts preliminary investigation.
- 3c. Submits necessary reports to Range Control and Training Site Safety Officer.

3d. CN Security/CN Fire moves to scene of accident to conduct investigations and Triage

4. Unit, CN Security, submit closure reports (SIR, Accident Report, etc.)

5. Fire Desk closes out the incident once all casualties are at hospital and aircraft is recovered

6. End of Mission

INCIDENT: HAZMAT SPILL

HAZMAT Spill

1. Unit conducts immediate actions

IMMEDIATE ACTIONS BY UNIT:

- 1) Secure area.
- 2) Begin immediate actions to contain spill and clean spill.
- 3) Notify Environmental (ERM) 253-5657/5658.
- 4) Notify Fire Desk.
- 5) Call CN Fire Department 928-773-3297
- 6) Notify unit HAZMAT officer.

SALUTE (SALTA) REPORT to Range Control:

- S:** Size
- (1) Type of material spilled?
 - (2) Size of the spill
- A:** Activity
- (1) How did the spill occur?
 - (2) What equipment was involved?
 - (3) Impact on mission?
 - (4) Impact on civilian population?
- L:** Location of the spill (8 digit grid)?
- T:** Time spill occurred
- A:** Actions:
- (1) Actions taken by unit to contain spill.
 - (2) Assets/support needed from Higher?

2. Unit reports incident to Fire Desk and ERM

3. Fire Desk verifies notification of appropriate personnel

Notification Tree:

- (1) Range Control Office– 928-773-3155 or Radio
- (2) Environmental Office 602-510-3306
- (3) CN Security – 928-773-3297
- (4) JOC - 602-267-2428/2583

4. Range Control requests additional Assets

Assets available?

YES

NO

4a. Fire Desk logs the information; continues to monitor situation, follow-up reports until the situation is complete

5. Fire Desk obtains support from necessary agencies: CN Fire Department

6. Fire Desk logs the information; follows-up report until spill is cleaned.

7. Unit submits follow-up report (SIR)

8. End of Mission

INCIDENT: SERIOUS PHYSICAL ALTERCATION

Serious Physical Altercation

1. Unit controls the situation and separates parties involved & notifies Fire Desk

IMMEDIATE ACTIONS BY UNIT:

- 1) Secure area, prevent further contact between individuals involved
- 2) Determine cause of altercation.
- 3) Disperse any crowds
- 4) Notify Fire Desk of situation
- 5) Notify Security
- 6) Take Digital Photos of individuals and crowd

SALUTE (SALTA) REPORT to Fire Desk:

- S: Size**
(1) # of people involved in the altercation
(2) Battle Roster Number of soldier involved
- A: Activity**
(1) What started the altercation
(2) Injuries
(3) Is there a crowd (is one forming)?
(4) Any Weapons visible
- L: Location (8 digit grid)?**
- T: Time**
- A: Actions:**
(1) Actions taken by unit.
(2) Assets/support needed from Range Control?

2. Fire Desk verifies notification of appropriate personnel

Notification Tree:

- (1) Range Control Office– 8928-773-3155 or Radio
- (2) CN Security – 928-773-3297
- (3) JOC - 602-267-2428/2583

3. Fire Desk logs the information; follows-up report until individuals have left CN in custody of LEA or Security has resolved the situation

4. Unit submits follow-up report

5. End of Mission

INCIDENT : DEATH OR LIFE THREATENING INJURY

Death or serious injury of soldier or civilian employee

1. Unit conducts immediate first aid, calls CN Security 928-773-3297.

1a. Unit gives SALUTE (SALTA) REPORT to Fire Desk

SALUTE (SALTA) REPORT:

S: Size

(1) Battle Roster Number and nationality of injured/deceased?

A: Activity

(1) What activity was the individual(s) involved in? What prompted this activity?

(2) What happened?

(3) What was the cause of injury/death?

(4) What conditions surrounded the injury/death?

L: Location (8-digit grid)

(1) Where did the incident occur?

(2) Where is the injured/deceased individual?

T: Time. When did the injury/death occur?

A: Actions:

(1) Actions taken by unit/agency.

(2) Assets/support needed from Range Control or Range Control?

2. Unit requests Medevac (see "Medevac Drill"), issues report, and calls CN Security 928-773-3297 if not already done

3. Fire Desk verifies notification of appropriate personnel

Notification Tree:

- (1) Range Control Office- 928-773-3155 or radio
- (2) Operations NCO- 9928-607-5749
- (3) JOC - 602-267-2428/2583

4. Fire Desk and Unit issues gag order on soldier's name and other information until NOK notified.

5. Unit submits follow-up reports as required (Casualty Feeder Report, Witness Statements, SIR, 15-6, etc.)

ACTION BY G1:
(1) Begin process for notification of NOK
(2) Submit updates on notification of NOK to Unit

6. End of Mission

INCIDENT : ATTEMPTED SUICIDE

**Soldier Attempts
Suicide**

1. Unit conducts first aid and monitors soldier

2. Unit calls 928-773-3297.

3. Unit Notifies Fire Desk and requests Medevac
(see Medevac Drill page 11).

SALUTE (SALTA) REPORT to Fire Desk/Security:

- S: Size**
(1) Name of victim, SSN and unit?
- A: Activity**
(1) What actions did the soldier take?
(2) What injuries does the soldier have?
- L: Location (8 digit grid)**
- T: Time attempt was made?**
- A: Actions:**
(1) Actions taken by unit.
(2) Assets/support needed from Range Control?

4. Fire Desk verifies notification of appropriate personnel

Notification Tree:
(1) Range Control Office Radio or 928-773-3155
(2) CN Security – 928-773-3297
(3) State Chaplain 602-629-4805
(4) JOC - 602-267-2428/2583

5. Fire Desk issues gag order on soldier's name and other information until NOK notified.

6. Unit submits follow-up reports as required (SIR, 15-6, etc.)

ACTION BY G1:
(1) Begin process for notification of NOK
(2) Submit updates on notification of NOK to Unit

7. End of Mission

INCIDENT: MEDEVAC US SOLDIER

**Injury Occurs
Threat to Life,
Limb or Eyesight**

1. Unit conducts first aid and monitors soldier

Is the injury a threat to Life, Limb or Eyesight?

NO

2a. Medic or supervisor contacts Fire Desk, reports PATIENT ASSESSMENT and receives further care instructions.

Patient Assessment (Follow-up Report)

Patient Type & # (Military, Civilian)
 Location of Patient (Grid, CP, Point of Interest)
 Patient Responsive: YES/NO
 Patient Breathing: YES/NO
 Patient Bleeding, Where?, Size of Wound?
 (e.g. 5 inch laceration on the forearm)
 Who & What caused the Injury?
 Time of Injury (e.g. current, 1-week, 2-months)

Unit Determines:
Is Medevac Necessary?

NO

2a. Care given on site as directed, patient reports to Range Control at completion of event.

3. Unit calls 928-773-3297 and requests MEDEVAC.

3a. Unit gives SALUTE (SALTA) report to Fire Desk.

SALUTE (SALTA) REPORT:

S: Size
 (1) Battle Roster Number of injured?

A: Activity
 (1) What activity was the individual(s) involved in? What prompted this activity?
 (2) What happened?
 (3) What was the cause of injury?
 (4) What conditions surrounded the injury/ What special equipment is required?
 (5) What was the nature of injury?

L: Location (8-digit grid)
 (1) Where did the incident occur?
 (2) Where is the injured individual?

T: Time.
 (1) When did the injury occur?

A: Actions:
 (1) Actions taken by unit/agency?
 (2) Assets/support needed from Range Control or Range Control?

4. Fire Desk verifies notification of appropriate personnel

Notification Tree:

(1) Range Control Office– Radio or 928-773-3155
 (2) CNSecurity – 928-773-3297
 (3) JOC - 602-267-2428/2583

5. Emergency services will contact Fire desk for Verification/ coordination. Fire Desk hands off to Security.

ACTION BY SECURITY

(1) Escort emergency vehicles to range
 (2) Ensure Safe Arrival of Emergency Vehicle at Scene
 (3) Escort Emergency Vehicles off post
 (4) Control Access of ALL gates

6. Fire Desk:
 (1) Monitors progress of MEDEVAC
 (2) Verifies Safe arrival of injured person at Emergency Facility

**End of mission:
Once injured personnel safely arrives at Emergency Facility**

INCIDENT: BOMB THREAT

Bomb Threat

1. Unit receives bomb threat.

IMMEDIATE ACTIONS BY UNIT:

- 1) Evacuate the area/job site/building
- 2) Report to Fire Desk 928-773-3155

SALUTE (SALTA) REPORT to Fire Desk/Security:

S: Size

- (1) How large is the alleged explosive device?

A: Activity

- (1) Who is the source of the call/message?
- (2) Who received the call/message?
- (3) Does the individual making the threat have an accent?
- (4) Who is making the threat or claiming responsibility?
- (5) What prompted the activity?

L: Location (8 digit grid)?

- (1) Where is the alleged bomb?
- (2) What area/buildings are affected?

T: Time

- (1) When is the alleged bomb supposed to detonate?
- (2) When was the threat initially reported?

A: Actions:

- (1) Actions taken by unit.
- (2) Have you seen any suspicious packages?
- (3) Assets/support needed from Range Control?

2. Fire Desk verifies notification of appropriate personnel

Notification Tree:

- (1) OPS NCO- 928-607-5749
- (2) CNSecurity - 928-773-3297
- (3) JOC - 602-267-2428/2583

3. Security begins CN Evacuation Procedures

4. Fire Desk/Security Supervises Integration of Local Law Enforcement:

- CN Security cordons off site within a 500m radius
- LEA EOD moves to Site

5. Fire Desk Logs information; follows-up report until bomb cleared

6. Unit submits follow-up report (SIR)

8. End of Mission

INCIDENT: EXPLOSIVE INCIDENT

Explosive Incident

1. Unit responds to explosive incident

IMMEDIATE ACTIONS BY UNIT:

- 1) Secure the area:
 - Cordon off site within a 200m radius
 - Control all individuals entering and exiting the site
- 2) Report to Range Control TOC and UTC Security.
- 3) Notify & Fire Stations.

SALUTE (SALTA) REPORT to Fire Desk/Security:

S: Size

- (1) How large was the explosion?
- (2) What caused the explosion (grenade, mine, etc)?
- (3) Are there injuries?

A: Activity

- (1) What activity is occurring at the site?
- (2) What was the ethnicity / affiliation of the victim?
- (4) Are soldiers / civilians in danger?

L: Location (8 digit grid)?

- (1) Where is the alleged bomb?
- (2) What area/buildings/route are affected?

T: Time

- (1) What time did the detonation occur?

A: Actions:

- (1) Actions taken by unit.
- (2) Assets/support needed from CPA? (Bomb Team allocation is automatic)

2. Fire Desk verifies notification of appropriate personnel & requests support from Higher and LEAs

Notification Tree:

- (1) OPS NCO- 928-607-5749
- (2) QASAS Notification Posted in Range Control
- (3) CN Security – 928-773-3297
- (4) JOC - 602-267-2428/2583

3. Unit continues to secure site until resolution

4. End of Mission

INCIDENT: DISCOVERY OF UXO

Discovery of UXO

1. Unit Secures site

IMMEDIATE ACTIONS BY UNIT:

1. Unit marks site. (Digital Photos)
 - a. DO NOT handle UXO or mines.
 - b. Mark the site with a highly visible material:
 1. Engineer tape with mine signs
 2. Barbed wire or concertina wire (if available)
 3. Colored plastic tape
 4. 100 mph tape
2. Evacuate the site
3. Notify Fire Desk

Mine/UXO 9-Line Report to Fire Desk/Security:

- (1) DTG Discovered.
- (2) Reporting unit and location (8-digit grid).
- (3) Contact method. Unit's FM freq, C/S, and telephone number. POC name.
- (4) Type of munitions.
 - (a) Dropped, Projected, Placed or Thrown
 - (b) What type of munitions?
 - (c) Color
 - (d) Size
 - (e) Markings
- (5) NBC contamination?
- (6) Resources threatened?
- (7) Impact on mission. Will the location of the mine/UXO affect the unit's mission within the next 72 hours.
- (8) Actions taken by unit.
- (9) Recommend priority (Immediate, Indirect, Minor, None)

2. Fire Desk notifies appropriate personnel

Notification Tree:

- (1) OPS NCO-928-607-5749
- (2) CN Security – 928-773-3297
- (3) QASAS-928-773-3206 After hours refer to posted call roster
- (4) JOC - 602-267-2428/2583

IMMEDIATE ACTIONS BY Fire Desk:

- (1) Plots mine on map.
- (2) Updates data base.
- (3) Monitors QASAS response and disposition of UXO.
- (4) Submit follow-up report.

3. Fire Desk logs information; follows-up report.

4. End of Mission when cleared by E.O.D.

INCIDENT: SHOTS FIRED (not training related)

Shots Fired

1. Unit assesses the situation, determines the reason for the shots & provides SALUTE Report

SALUTE (SALTA) REPORT to Fire Desk/Security:

S: Size

- (1) Weapon fired?
- (2) # of rounds fired?

A: Activity

- (1) Cause of the Discharge?
- (2) What was the soldier doing prior to Discharge occurring?

L: Location (8-digit grid)

- Location of Discharge

T: Time

- Time of the Discharge

A: Actions taken by unit

Negligent Discharge?

YES

Execute Negligent Discharge Drill
page 16

NO

Execute Shots Fired at Personnel Drill
page 17

Fired at any personnel?

YES

Notification Tree:
(1) OPS NCO-928-607-5749
(2) CN Security – 928-773-3297
(3) JOC -- 602-267-2428/2583

NO

2. Fire Desk operator notifies appropriate personnel

4. Fire Desk logs in information

5. Unit submits Closure Report (SIR)

6. End of Mission

INCIDENT: NEGLIGENT DISCHARGE (ND) OF WEAPON

**Soldier has
Negligent
Discharge**

1. Unit notifies Fire Desk 928-773-3155

IMMEDIATE ACTIONS BY UNIT:

- (1) Unit determines if ND resulted in any injuries
- (2) Begins initial investigation
- (3) Unit notifies Fire Desk

SALUTE (SALTA) REPORT to Fire Desk/Security:

- S: Size**
(1) Weapon fired?
(2) # of rounds fired?
- A: Activity**
(1) Cause of the ND?
(2) What was the soldier doing prior to ND occurring?
- L: Location (8-digit grid)**
- Location of ND
- T: Time**
- Time of the ND
- A: Actions taken by unit**

2. Fire notifies appropriate personnel

Notification Tree:

- (1) OPS NCO- 928-607-5749

3. Fire Desk logs in information, OPS NCO meets with unit leaders.

4. Unit submits Closure Report (SIR)

5. End of Mission

INCIDENT: SHOT FIRED AT PERSONNEL (1 of 2)

Shots fired
at personnel
on post

1. Unit conducts "Actions on Contact"

SALUTE (SALTA) REPORT to Fire Desk/Security:

S: Size of element firing at unit?

A: Activity

(1) Is the unit still in contact with unfriendly element?

(2) Is the unfriendly element firing directly at unit?

(3) Direct or indirect fire?

(4) What weapon system(s)?

(5) Is the element on foot or in vehicle?

(6) Activity of the element firing at unit?

(7) Injuries to soldiers or civilians?

L: Location (8 digit grid)?

T: Time?

A: Actions:

(1) Actions taken by unit.

(2) Assets/support needed from Range Control?
928-773-3155 or Radio

2. Range Control Fire Desk begins Notification

Notification Tree:

(1) CN Security 928-773-3297

(2) OPS NCO- 928-607-5749

(3) JOC - 602-267-2428/2583

Immediate actions:

(1) CN Security cordons off area

(2) OPS NCO Notifies tenant Units

(3) CN Security notifies and Coordinates with LEA.

4. Unit
requests
Medevac or
additional
assets?

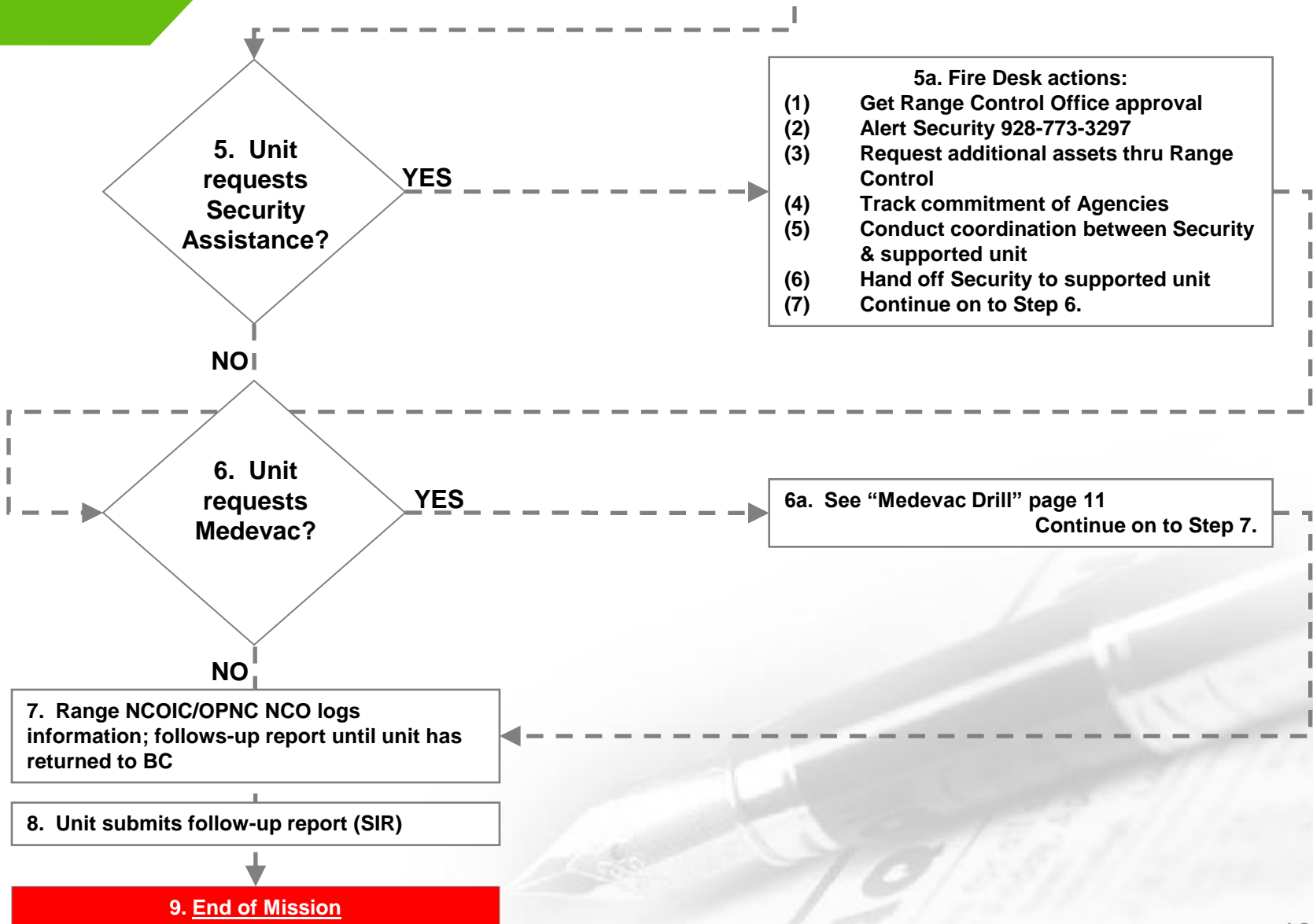
NO

4a. Range Control log
information; follows-up
report until unit has
returned to BC

4b. Unit submits follow-up
report (SIR)

YES

INCIDENT: SHOT FIRED AT PERSONNEL (2 of 2)



INCIDENT: DEMONSTRATION (1 of 2)

Demonstration

1. Unit encounters a demonstration that threatens the safe and secure environment

IMMEDIATE ACTIONS BY UNIT:

- 1) Secure area
- 2) Determine number of personnel in crowd
- 3) Determine composition of protesters
- 4) Determine protestors grievance
- 5) Attempt to identify leaders
- 6) Notify Range Control of situation
- 7) Notify
- 8) Photograph crowd and leaders
- 9) Instruct leaders to disperse crowd peacefully
- 10) Request assistance from Quick Reaction Force to contain the demonstration
- 11) Move out of the area

2. Unit reports to Range Control TOC

SALUTE (SALTA) REPORT to Fire Desk/Security:

- S: Size**
(1) Size of the crowd
(2) Make up of the crowd
- A: Activity**
(1) Why are they demonstrating
(2) Are they peaceful or violent
(3) What are they shouting
(4) Any Weapons visible
- L: Location (8 digit grid)?**
- T: Time**
- A: Actions:**
(1) Actions taken by unit.
(2) Assets/support needed from Higher HQ?

3. Range Control Fire Desk Operator/ Range NCOIC begins notification of appropriate personnel:

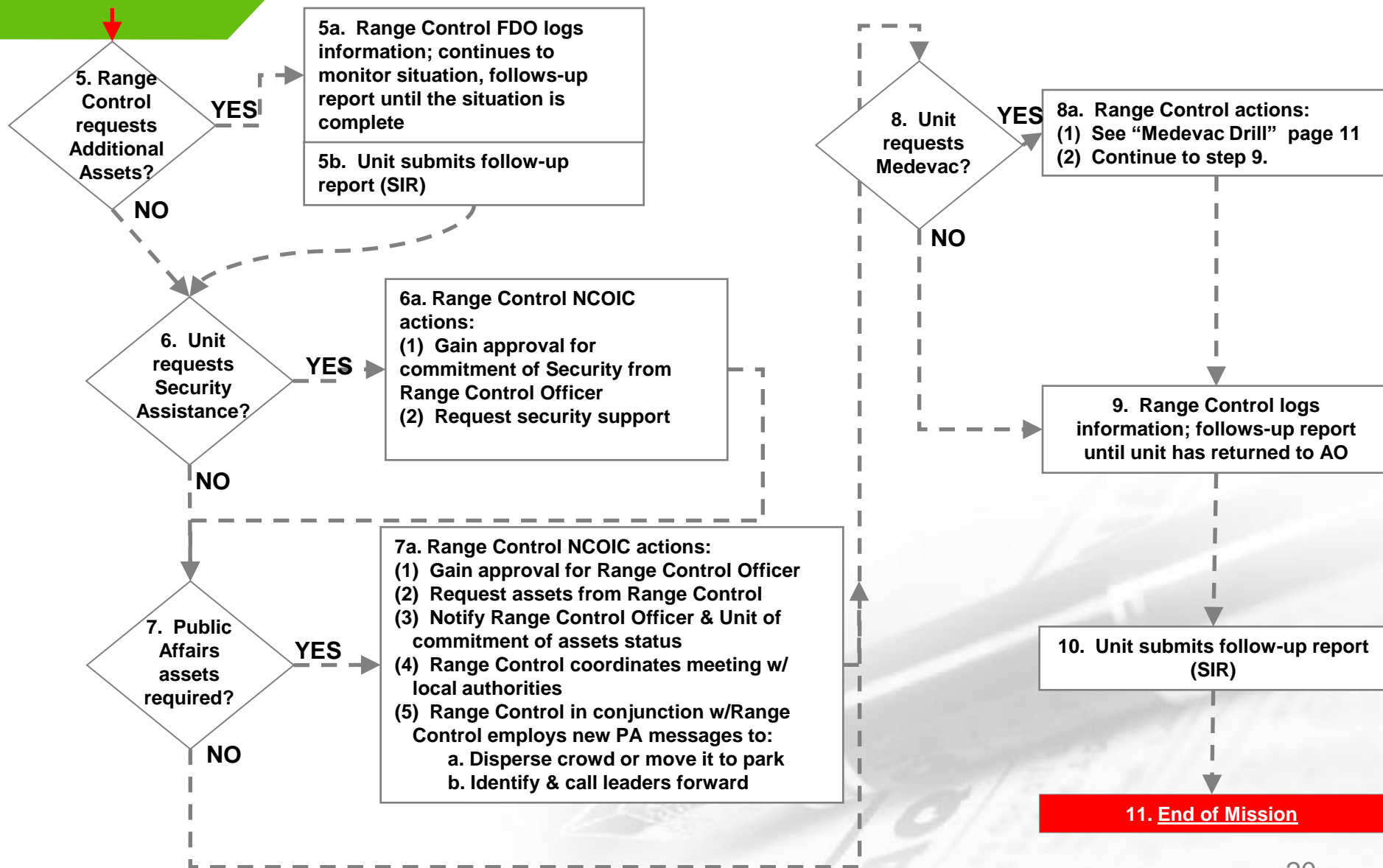
- Notification Tree:
- (1) OPS NCO – 928-607-5749
 - (2) CN Security – 928-773-3297
 - (3) JOC - 602-267-2428/2583

4. Fire Desk/CMD GROUP conducts the following actions

- (1) Coordinates with CA and/or local Ministry to coordinate meeting or other meeting of conflict resolution.
- (2) Range Control in conjunction w/PAO develops unique message for demonstrators
- (3) Make decision on follow on mission

- Add Decision: Divert Traffic?
- Contact local Police, Block traffic as required
 - Contact adjacent units & divert military traffic

INCIDENT: DEMONSTRATION (2 of 2)



INCIDENT: DISCOVERY OF HUMAN REMAINS

Discovery of Human Remains

1. Unit secures site & Reports to Range Control TOC

IMMEDIATE ACTIONS BY UNIT:

- (1) Unit secures site.
- (2) Unit does not touch, not allow anyone to touch the bodies or any evidence on site.
- (3) Obtain as much information as possible about the victim:
 - (a) age
 - (b) gender
 - (c) names
 - (d) ethnic background of victims
 - (e) possible cause of death
 - (f) possible time of death
 - (g) description of the site
 - (h) source of the initial report
- (4) Unit reports to higher.
- (5) Unit notifies CID if it is an accident or coalition soldier or civilian employee.
- (6) Take digital photos of the site if it is an atrocity site or mass grave. DO NOT take photos of human remains if an accident, or coalition soldier or civilian employee.

SALUTE (SALTA) REPORT to Fire Desk/Security:

- S: How many bodies?
A: Activity
- (1) Atrocity site or mass grave?
 - (2) Murder victim?
 - (3) Operationally related (due to military action)?
 - (4) Accidental (car accident, mine related)?
 - (5) American?
 - (6) Quick Reaction Force?
 - (7) Unknown circumstances?
 - (8) What else was found at the scene?
- L: Location of human remains (8 digit grid)
T: Time
- (1) Time the human remains were discovered?
 - (2) Approximate time of death (if known)?
- A: Actions taken by unit.

**2. Fire Desk Operator notifies appropriate personnel:
(within 30 min of Discovery)**

Notification Tree:
(1) OPS NCO- 928-607-5749
(2) CN Security – 928-773-3297
(3) JOC - 602-267-2428/2583

3. LEA/ME will retrieve remains.

4. Range Control OPNS NCO annotates on SIGACTS; follows-up report until remains disposed of

5. End of Mission

INCIDENT: MISSING SENSITIVE ITEM

Individual / Unit Missing a Sensitive Item

1. Unit identifies item(s) are missing

IMMEDIATE ACTIONS BY UNIT:

- (1) Unit conducts local search to find missing items.
- (2) Notify higher HQs.
- (3) If on Base Cantonment (BC)
 - (a) Stop all outgoing traffic
 - (b) Conduct BC wide search
 - (c) Inspect all outgoing personnel
- (4) If outside BC:
 - (a) Secure area
 - (b) Conduct thorough search of area

SALUTE (SALTA) REPORT to Fire Desk/Security:

- S: Size**
(1) How many (by type and serial #) sensitive items are missing?
- A: Activity**
(1) Who (Battle Roster Number) lost the item
(2) What were the individuals doing before, during, and after items were discovered missing?
- L: Location items were last seen**
- T: Time.**
- Time item was discovered missing
- A: Actions taken by unit.**
- Conducting shake down, lock down, inventories, etc.

2. Fire Desk Operator notifies appropriate personnel:
(NLT 1Hr after identifying items are missing)

Notification Tree:

- (1) OPS NCO – 928-607-5749
- (2) CN Security –928-773-3297
- (3) JOC - 602-267-2428/2583

4. Range Control OPNS NCO initiates separate 1594 Log to track missing sensitive items actions

5. Unit submits closure report (SIR, initiates 15-6, etc.)

6. End of Mission

INCIDENT: CIVILIAN ON CIVILIAN VIOLENCE IN IMMEDIATE AREA

**Violent incident
Involving civilians
Occurs**

Police and UTC Security Forces secure site

IMMEDIATE ACTIONS BY UNIT FP:

- (1) Police and UTC Security secures site.
- (2) Unit does not touch, not allow anyone to touch any evidence on site.
- (3) Obtain as much information as possible about the personnel involved
 - (a) age
 - (b) gender
 - (c) names
 - (d) ethnic background
 - (e) description of the site
 - (f) source of the initial report

YES

**Were there
any civilian
injuries?**

NO

Find extent of injuries to personnel, actions taken by the unit, and which location they were taken to.

**SALUTE (SALTA) REPORT
to Fire Desk/Security:**

- S: How many personnel involved?
- A: Activity
- L: Location of Incident
- T: Time Incident occurred
- A: Actions taken by unit.

Unit reports to Range Control
(within 30 min of Initial report)

Fire Desk notifies appropriate
personnel

Notification Tree:

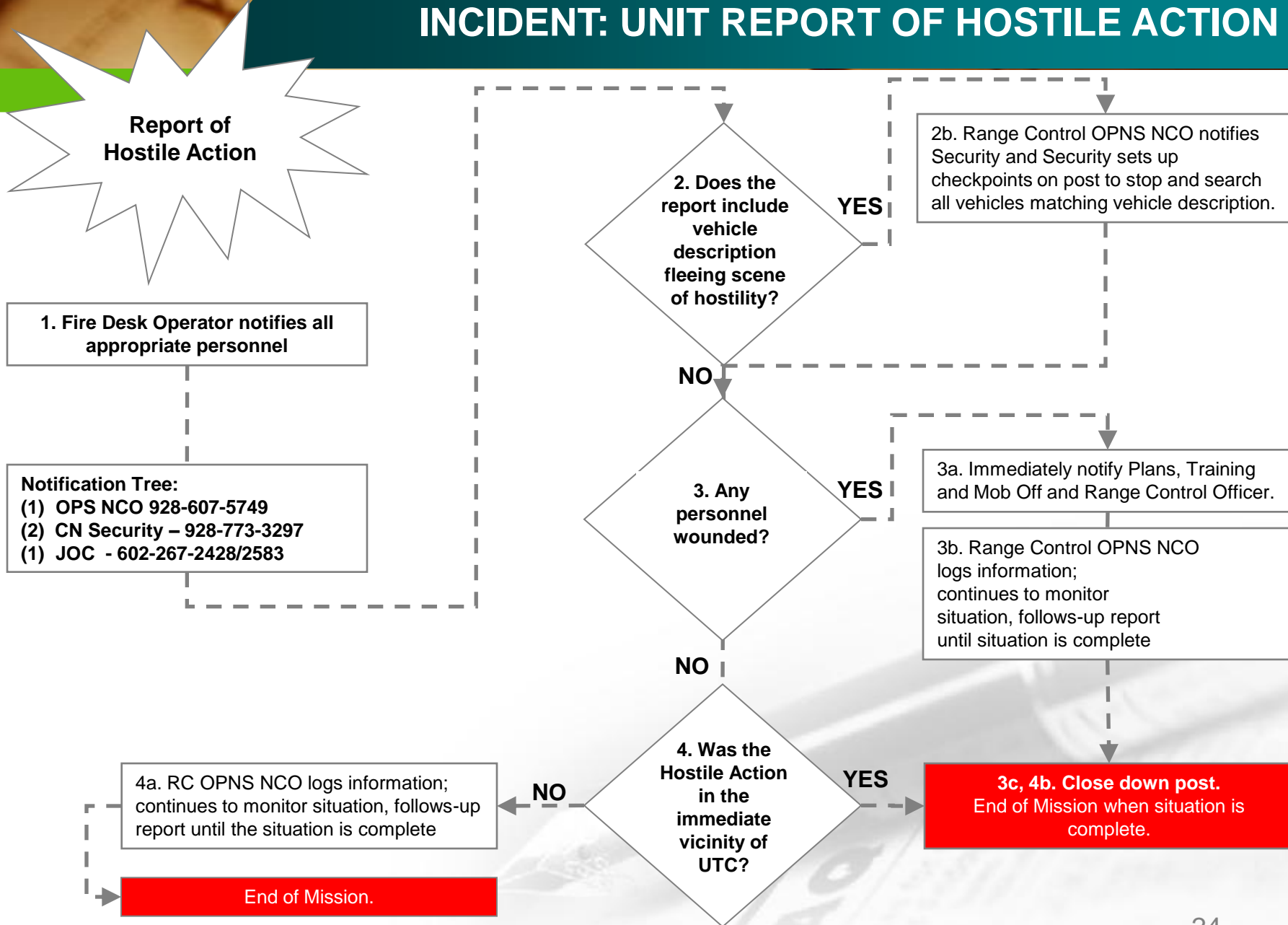
- (1) OPS NCO 928-607-5749
- (2) CN Security – 928-773-3297
- (1) JOC - 602-267-2428/2583

Fire Desk Operator logs
information

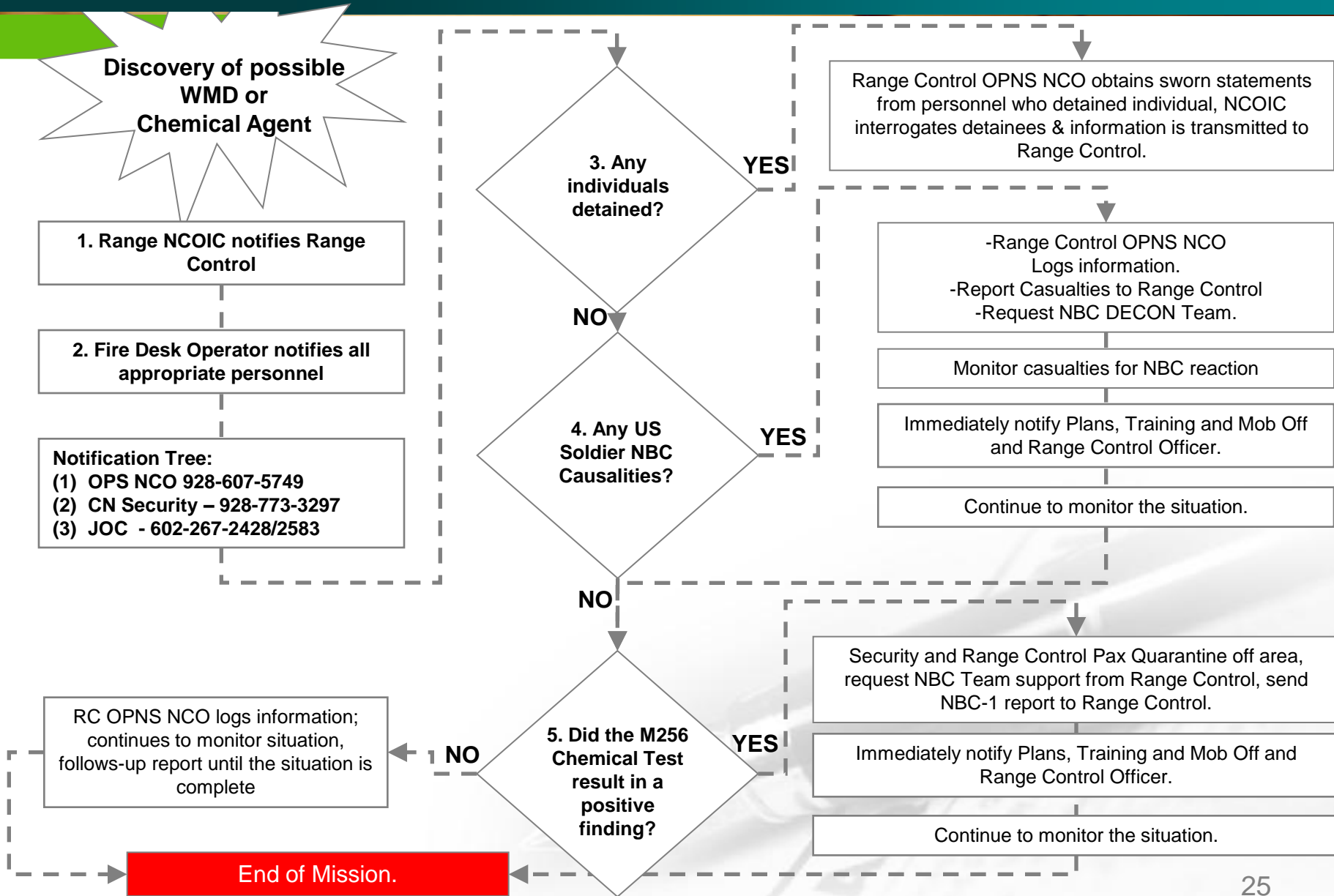
Unit submits follow-up /
closure reports (SIR- NLT 4
hours following initial
report)

End of Mission

INCIDENT: UNIT REPORT OF HOSTILE ACTION



INCIDENT: DISCOVERY OF WMD, REACT TO CHEMICAL AGENT



FIRE!

1. IMMEDIATE ACTIONS BY UNIT:

- a) Unit calls Cease Fire
- b) Notify Range Control by Radio or 928-773-3155
- c) If the fire is small enough, without endangering personnel, attempt to put it out
- d) Evacuate if the fire endangers life or as instructed by Range Control

2. Fire Desk Procedures

- a) Fire Desk Operator will make a net radio call, call cease fire on all ranges and confirm ALL units down range have responded to the call
- b) Fire Desk Operator (FDO) will record and obtain information for the Field Fire Report.

POC WILL REMAIN ON SCENE UNTIL THE FIRE MANAGEMENT OFFICER (FMO) OR FIRE OFFICER ON DUTY ARRIVES AND MEETS WITH HIM

3. Fire Desk Operator notifies all appropriate personnel

Notification Tree:

- Fire Department/CN Security 928-773-3297
- Training Center chain of command (see Fire Desk call sheet)
- Joint Operations Center (JOC) 602-267-2428/2583
-

4. Fire Desk Operator relays information between emergency agencies and IC if direct radio communication between the two cannot be established. (as needed)

5. Fire Desk Operator records mobilization and demobilization of resources (overhead, crews, equipment, and aviation) in log as determined by IC

6. Fire Desk Operator records radio and telephone communications in log.

6. END OF MISSION - WHEN FIRE IS DECLARED "OUT" BY IC.

INCIDENT: POACHING

Poaching

1. Unit notifies Fire Desk

IMMEDIATE ACTIONS BY UNIT:

- (1) Unit determines if poaching resulted in any injuries (human)
- (2) Unit determines if poaching resulted in any injuries (animal)
- (2) Begins initial investigation
- (3) Unit notifies Fire Desk by Radio or 928-773-3155

SALUTE (SALTA) REPORT to Fire Desk/Security:

- S: Size**
- (1) Weapon fired?
 - (2) # of rounds fired?
 - (3) # of poachers?
- A: Activity**
- Type of animal poached?
- L: Location (8-digit grid)**
- Location of poaching?
- T: Time**
- Time of poaching?
- A: Actions taken by unit**

2. Fire Desk Operator notifies appropriate personnel

Notification Tree:

- (1) HFC- 602-540-3873
- (2) CN Security - 928-773-3297
- (3) JOC - 602-267-2428/2583

3. Fire Desk Operator records all activity/ information in log

4. Unit submits Closure Report (SIR)

5. END OF MISSION